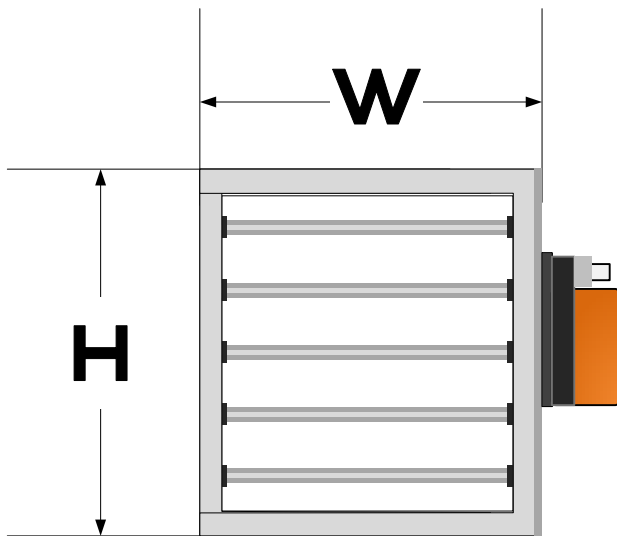


RECTANGLE POWER OPEN/POWER CLOSE



POWER DAMPERS POWER OPEN /POWER CLOSE DAMPERS USE THREE WIRES TO POWER THE DAMPER OPEN OR POWER IT CLOSED. THE ZONE PANEL IS RESPONSIBLE FOR SUPPLYING A 24VAC SIGNAL TO EITHER THE PO (POWER OPEN) OR PC (POWER CLOSED) TERMINAL OF THESE DAMPERS. PRIMARY ADVANTAGES OF POWER OPEN/POWER CLOSE DAMPERS INCLUDE LOWER POWER CONSUMPTION, QUIET OPERATION AND GREATER RELIABILITY.

- **RELIABLE ACTUATOR WITH HIGH TORQUE & LOW POWER CONSUMPTION**
- **STURDY EXTRUDED ALUMINUM FRAME AND LOUVER BLADES**
- **PRECISION CONSTRUCTION & QUALITY PARTS FOR LONG-LIFE & QUIET OPERATION**
- **SET MINIMUM OR MAXIMUM OPEN & CLOSE**
- **GALVANIZED STEEL LINKAGE & BRASS BUSHINGS ENSURE SMOOTH MOVEMENT**



SPECIFICATIONS

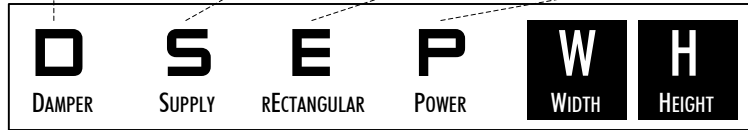
FRAME:	ALUMINUM
BLADE:	ALUMINUM
SHAFT:	ALUMINUM
BUSHINGS:	BRASS
LINKAGE:	GALVANIZED STEEL & BRASS
WIRING:	18 OR 20 AWG (OPEN, CLOSE, COM)
MOUNTING:	ANY ORIENTATION, FITS INSIDE STANDARD SIZE HARD DUCT OR DIRECT TO PLENUM
MOTOR:	PART # APDM-3 POWER OPEN/POWER CLOSE (3-WIRE)
	VOLTAGE: 24VAC
	POWER: 2.5VA (1.5W)
	TORQUE: 18IN-LB (2NM)
	TRAVEL TIME: 35 SEC
	TRAVEL ANGLE: 90 DEG (FULL OPEN/CLOSE)

		W - WIDTH (INCHES)								
		08	10	12	14	16	18	20	22	24
H - HEIGHT (ACTUATOR MOUNTED)	08	DSEP0808	DSEP1008	DSEP1208	DSEP1408	DSEP1608	DSEP1808	DSEP2008	DSEP2208	DSEP2408
	10	DSEP0810	DSEP1010	DSEP1210	DSEP1410	DSEP1610	DSEP1810	DSEP2010	DSEP2210	DSEP2410
	12	DSEP0812	DSEP1012	DSEP1212	DSEP1412	DSEP1612	DSEP1812	DSEP2012	DSEP2212	DSEP2412
	14	DSEP0814	DSEP1014	DSEP1214	DSEP1414	DSEP1614	DSEP1814	DSEP2014	DSEP2214	DSEP2414
	16	DSEP0816	DSEP1016	DSEP1216	DSEP1416	DSEP1616	DSEP1816	DSEP2016	DSEP2216	DSEP2416
	18	DSEP0818	DSEP1018	DSEP1218	DSEP1418	DSEP1618	DSEP1818	DSEP2018	DSEP2218	DSEP2418
	20	DSEP0820	DSEP1020	DSEP1220	DSEP1420	DSEP1620	DSEP1820	DSEP2020	DSEP2220	DSEP2420
	22	DSEP0822	DSEP1022	DSEP1222	DSEP1422	DSEP1622	DSEP1822	DSEP2022	DSEP2222	DSEP2422
	24	DSEP0824	DSEP1024	DSEP1224	DSEP1424	DSEP1624	DSEP1824	DSEP2024	DSEP2224	DSEP2424

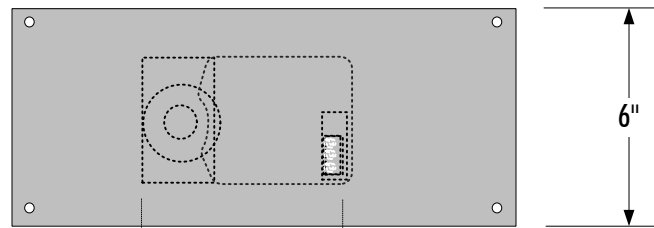
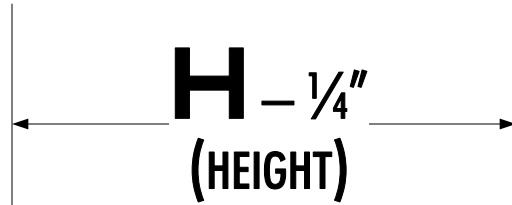





DAMPER — SUPPLY RECTANGULAR POWER



06" TO 24"
IN 2" INCREMENTS



4.5"

2.75"

POWER
MOTOR

2.5"

1.25"

